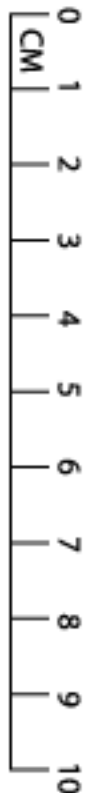




HYPER 2003 RIGHT FOOT

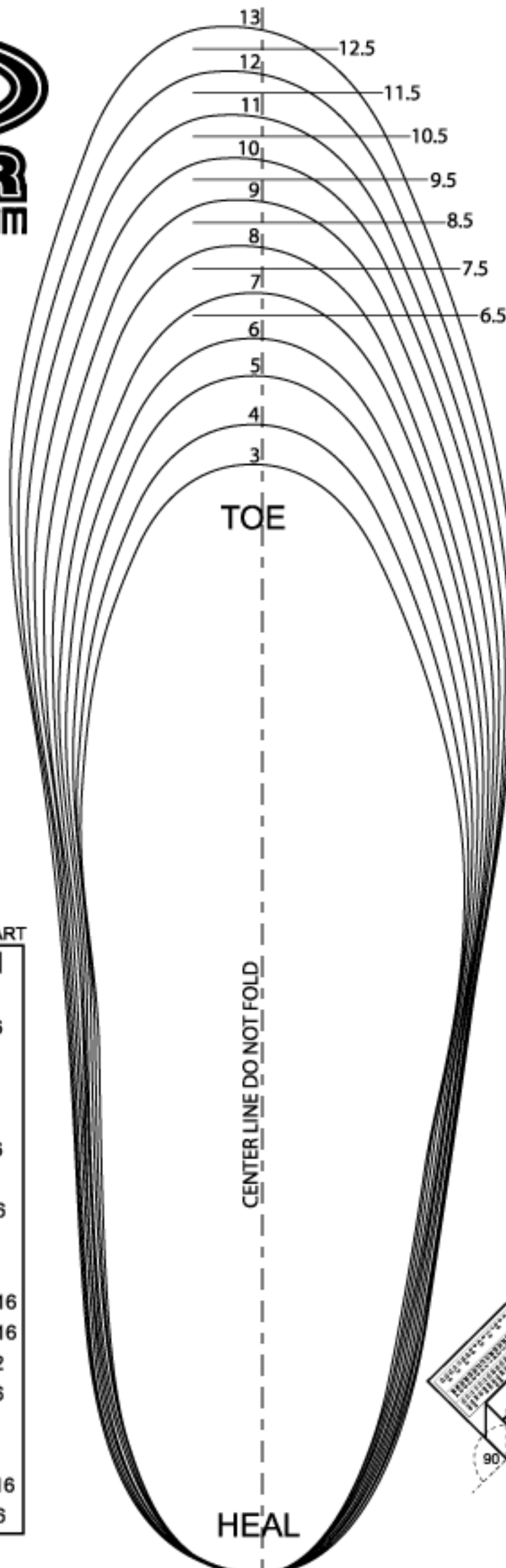
**SIZING CHART FOR
CIRCUIT :**
sizes 6-13 + half sizes
GRAND PRIX:
sizes 3 - 13 full sizes only

IF THE BELLOW SCALE DOES NOT MEASURE TO THE DIMENSIONS MARKED, THEN THIS SHEET IS OUT OF SCALE AND WILL NOT MEASURE YOUR FOOT ACCURATELY.



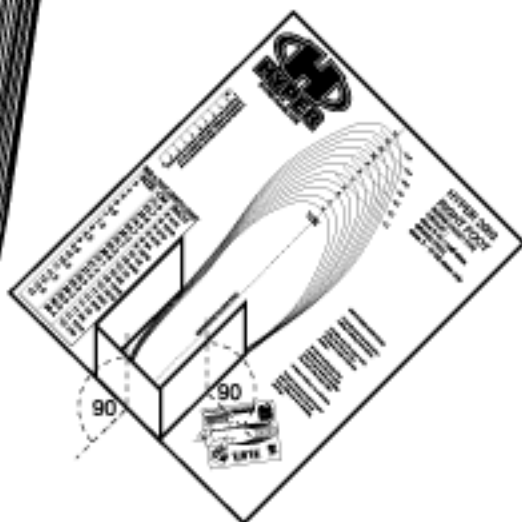
SIZE & FOOT LENGTH CHART

SIZE	CM	INCH
3	21.8	8 9/16
4	22.7	8 15/16
5	23.6	9 5/16
6	24.3	9 9/16
6.5	24.7	9 3/4
7	25.2	9 15/16
7.5	25.7	10 1/8
8	26.2	10 5/16
8.5	26.6	10 1/2
9	27.1	10 5/8
9.5	27.4	10 13/16
10	27.9	10 15/16
10.5	28.3	11 5/32
11	28.8	11 5/16
11.5	29.2	11 1/2
12	29.6	11 5/8
12.5	30.0	11 13/16
13	30.4	12 1/16



MEASURING DIRECTIONS

- 1/ Create heel box with bellow cutting & folding instructions.
- 2/ make sure the paper walls of the heel box are at a 90 degree angle to the flat surface.
- 3/ Place heel in heel box making sure that the outer point of your heel is touching the back of the paper box.
- 4/ Stand strait up on a flat foot.
- 5/ Have someone mark longest point of your foot in the toe area, while you are standing strait up.



CUT ON SOLID LINES

FOLD DOTTED LINES

FOLD DOTTED LINES

FOLD DOTTED LINES

CUT ON SOLID LINES

INSIDE

BACK

OUTSIDE